

2010 Block of the Month—A Sampler Quilt


We are really excited about the new Block of the Month program being presented in 2010. This year the focus is an annual culmination of 12 scrappy blocks to make a Sampler Quilt for yourself. With a catch: make two blocks, one for yourself and one (or more) to donate each month to be turned in at the monthly guild meeting. For each block you turn in, you will fill out a ballot with your name and phone number. During the December 2010 meeting, a name will be drawn and the lucky recipient will receive a \$100 cash prize! **As of March, over 120 blocks have been turned in!!!!!!**

The quilts from the donation blocks will be donated to the Women's Shelter and will be given to the women and their children (boys and girls) when they leave the shelter.

For your own block: choose your own color scheme!

For the Donation block: White or light cream background, bright and cheerful colors!

Block #4 — April — Log Cabin Chain



Unfinished size: 12½"

Lights ... white or light cream

Cut strips: 1 — 2½ x 10½
1 — 2½ x 8½
1 — 2½ x 6½
1 — 2½ x 4½
1 — 2½ square

Darks, bright and cheerful

Cut strips: 1 — 2½ x 10½
1 — 2½ x 8½
1 — 2½ x 6½
1 — 2½ x 4½
1 — 2½ square

Medium for chain: Cut 6 — 2½ squares

Arrow indicates pressing direction!

How to assemble:


1. Sew 2½ square of chain fabric to light strips 10½ and 6½.
2. Sew 2½ square of chain fabric to dark strips 10½ and 6½.
3. Make 4-patch of two squares of chain fabric, one light 2½ square and one dark 2½ square



4. Add 4½ strips




5. Add 6½ strips with chain squares



6. Add 8½ strips



7. Add 10½ strips with chain squares



Log Cabin blocks make a wonderful quilt and represent home, love and family. Make a block or more for our charity project of quilts for the Women's Shelter.