

2010 Block of the Month—A Sampler Quilt

We are really excited about the new Block of the Month program being presented in 2010. This year the focus is an annual culmination of 12 scrappy blocks to make a Sampler Quilt for yourself. With a catch: make two blocks, one for yourself and one (or more) to donate each month to be turned in at the monthly guild meeting. For each block you turn in, you will fill out a ballot with your name and phone number. During the December 2010 meeting, a name will be drawn and the lucky recipient will receive a \$100 cash prize!


The quilts from the donation blocks will be donated to the Women's Shelter and will be given to the women and their children (boys and girls) when they leave the shelter.

For your own block: choose your own color scheme!

For the Donation block: White or light cream background, bright and cheerful colors!

Block #2 — February — Stacked NinePatch

Unfinished size: 12½"



Lights ... white or light cream ... use two different lights

Cut 4 2½" x 8½" rectangles ... less light

Cut 4 2½" x 4½" rectangles ... lightest

Mediums/bright and cheerful

Cut 4 2½" squares ... use in inner squares

Darks/bright and cheerful

Cut 4 2½" squares . Use in outer squares

Cut 1 4½" square ... center

Arrow indicates pressing direction!

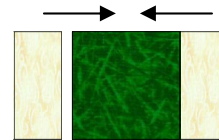
Step 1: Make 2.



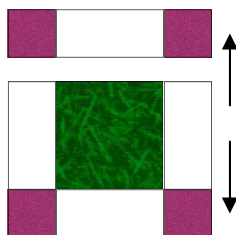
Make 2.



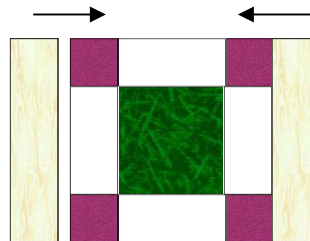
Step 2:



Step 3:



Step 4:



Step 5:

